


right hand wall to left (looking downstream) & passing cairn. Climb narrow <sup>slot</sup> passage up left hand wall into larger chamber with another cairn. We stopped our survey here, at a boulder marked with a soddy "S" facing you as you came up from the slot with the cairn on your right.

The way on continues into a chamber with a cairn like this:  and an obvious <sup>narrow</sup> bridge over. The left hand hole, as you face downstream on the bridge, returns to the stream and ~~can~~ <sup>seems</sup> to have no (dry) way on. There is a route straight up the boulder slope before you which soon ends. An obvious hole to the right goes nowhere, and there is also a flat out crawl which follows the right hand wall and goes nowhere.

In other words we couldn't find the way out... You could try looking for me\*, but be warned, the choice is very very muddy indeed. Not a nice place.

\*there must be one, since Dave Keith & Lynn got through OK!



20/7/89

~ 7pm (?)

Fred & Steve arrive, having set off from the baking heat of Taltaga at noon. SAR had minor traumas on the rebelay on Just Awesome, causing his right arm to go dead for a while. We get frequently lost on the way down to the camp, despite having met Martin, Wrodek & Tony & Paul on the way - they shot off while the SAR & CFU 'bumbled' around in Mr Jones (as they later found it was), SAR getting increasingly tired, peevish & querulous. Was I know why the Darren Calaw lot put red + white tape everywhere - not to protect formation, but just to stop getting lost.

I AM VERY IMPRESSED. The cave has everything - Mr Jones puts the Time Machine in its place, & Just Awesome - well! What else could you call it? Well done the forces of speleogenesis.



The Royal Mail Parcel Post service made its first ever delivery to Paul Mann at 8:00 am.

21/7/89

Fred, Steve, Paul Mann

Went down to the start of Drucilla via a rather circuitous route. Put the liomene in the river at 1:30 pm. We were not very impressed. It looked a bit like turmeric. Nothing like a Speckeler\*. Went back up the bit that Dave had and started rigging. Who climbed this? Impressive. We put a rope on the traverse at the top and climbed up into the big sloping chamber. We climbed up the slope and clambered ~~around~~ looking for the survey instruments. Where the fuck are they. We  
(x as Haversceine)



couldn't find them. Why when  
weren't they left in a more  
sensible place?

Paul climbed up a very loose  
rather heavy climb and Steve  
followed with the rope. We  
rigged the rope and Fred climbed  
up another bit with a lifeline  
but when it was worth. This  
place is very bright. It's like  
climbing a mountain in the  
dark, except that everything  
you touch seems to roll down the  
slope causing a long clattering  
avalanche. We put in a couple  
of bolts and Steve went up another  
climb and put in a third bolt.  
Running out of work in our light  
so called a day. I suppose we  
have to come back tomorrow?

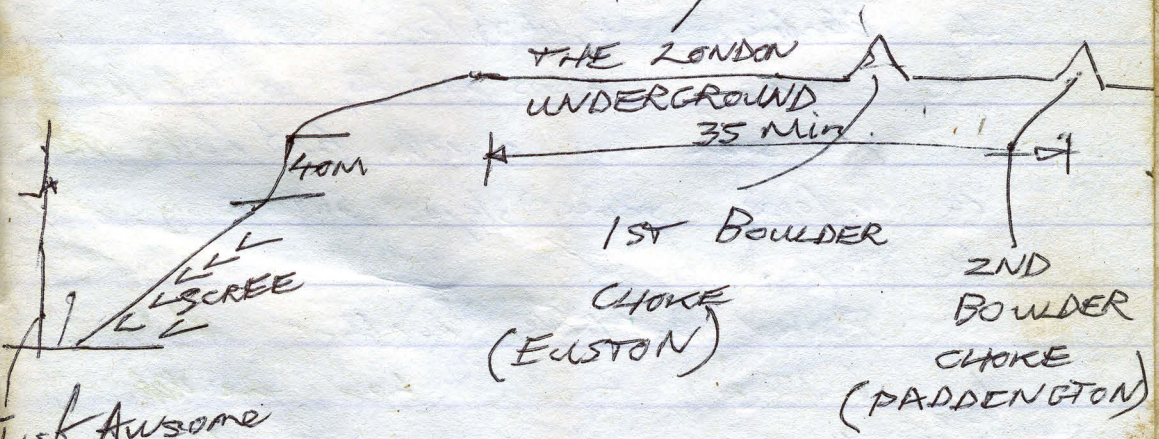


22/7/84 Harry Woodcock/Sherry Graham

Video just awesome and along the stream way.

W and H found new passage.

Climb up scree from bottom of Just A. 40M climb up fixed rope. Long passage leads off. Walked about 1km (35 min) before deciding to turn round. Passage is called London Underground.



Just Awesome

The passage is (on average) about 40m wide, and at no stage can the roof be seen. On shouting echo's sound for about 10sec. Pretty



big bit of case. Perhaps worth following up; ~~but~~

The ~~idea~~ <sup>idea</sup> is next ok, quite fun, G mumbles alot and tends to get bossy when wearing his directors hat! off

22 July

- 'Aberthaw'

- Steve, Fred, Pal M.

Went up again surveying - Steve on only electric - Oh, bit of fun.

Not many cross sections, as all that can be seen is a wall that falls into the v. loose scree slope. Still no sign of the tape.

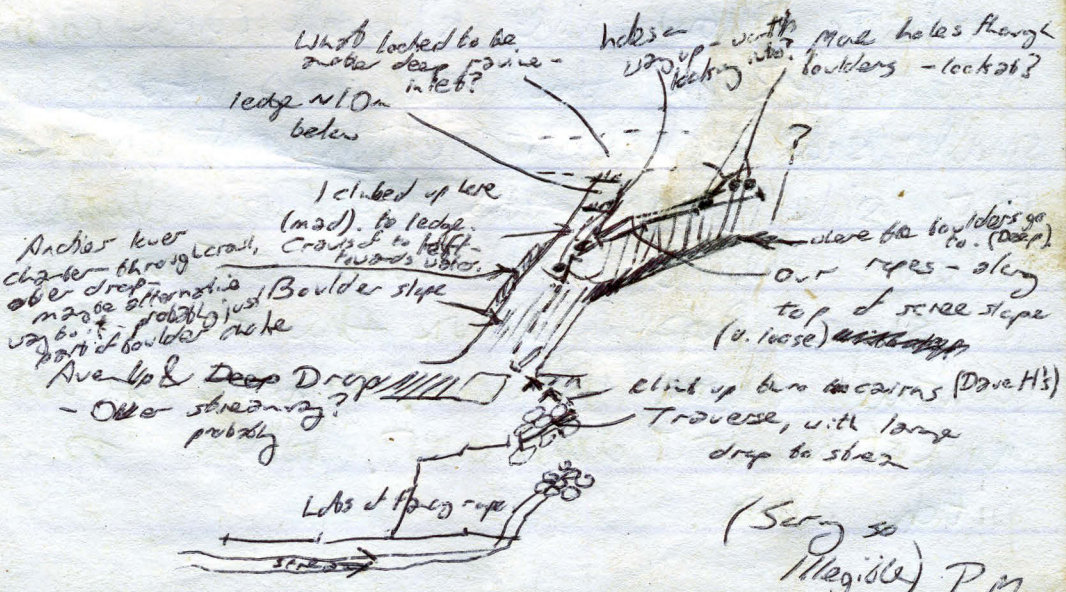
Pushed a little further to the top (10 m) - only had one ~~well~~ <sup>anchor</sup> ~~both~~ <sup>both</sup> though. - Then came back - me on electric too, ('please bring us more carbide').

So - the way is probably



not where we went - but a little lower going to the right. If Bruce (very brave) could combine climbing, in hope of finding higher level passages. Beyond boulder choke appears a big drop - with many holes leading through - potential way in, but Fred's feeling is that this only drops into the inlet that enters near the base of Clote Drucilla - however - probably worth a try, if you can find enough rope and reasonable belay points.

Rough sketch - (for not its work) -





(28)

23/7/89

Harry, Dirk, Gavin

Went up to the climb Steve et al did the other day. No way on up (hits the ceiling). Went back and pushed rightwards from the bottom of the big chamber. Up + down a bit then pitch down back into main streamway, we think between chokes D+E.

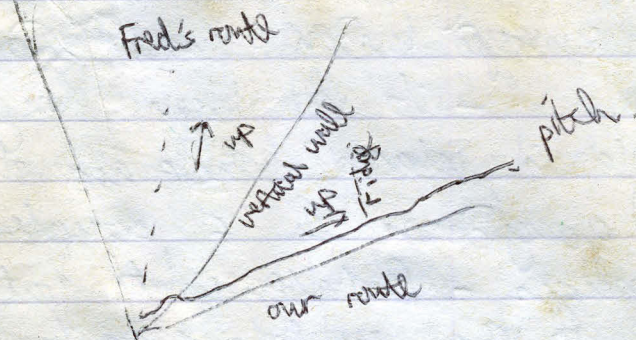
How to find the route:-

From where you enter the big chamber, follow the (R) wall (well cairned). After ~20m the way goes into a small side chamber. Climb out on the far side back into the large chamber. Follow the (R) wall with cairns up a slope. Rope down the other side. Continue along (R) wall, squeeze up under chockstone or climb over. Follow to pitch down.



there is an oven  
here and a U. small  
stream leading off  
w/ I doubt it is a way on  
(there's a ring under the choke?)  
No

29



The pitch needs re-rigging. Presently has  
back up round large boulder. Long wire  
from spike. Reblay off mud thread  
(yuk!). Reblay off jammed boulder (rub).  
Need to replace long wire with short  
wire. Have long wire off another  
spike - for reblay then bott reblay  
further down where you hit rock.



(20)

Sherry Wtodeck + Graham

We surveyed London - underground

- it is 1 km long & 80m wide in places - there are shafts (one or 2) going down & a couple of side passages - probably inlets but these could lead to the surface & quite quickly since it can't be far up there.

Wtodeck climbed the end Boulder pile & says there is a way on from Boulders - needs a rope. Easy way up Boulder pile - ledge on left hand side but needs a rope for traverse.

WELL WORTH PUSHING A S.A.P.,  
BUT NEEDS MORE ROPE

W love's you're bleeding final  
survey st on 277 - Oh we found it  
a beautiful pile of boulders - sorry!